



West Africa Water Supply, Sanitation, and Hygiene Program (USAID WA-WASH)

USAID WA-WASH ACCOMPLISHMENTS

NIGER

PHASE I: August 2011 - December 2015

BRIEFING NOTE

POINT OF CONTACT

Dr. Lakhdar Boukerrou

Former WA-WASH Regional Director and Chief of Party

**Director International Programs and Global Initiatives
Research Professor, College of Engineering and Computing
Affiliate Faculty, African and African Diaspora Studies**

Florida International University
Room EC-2450B
10555 West Flagler Street, Miami, FL 33174
Tel Direct: 305-348-5976 | Tel Main: 305-348-2522 | Fax: 305-348-1401
E-mail: lboukerr@fiu.edu | [Website](#)
URLs: [CEC](#) | [FIU](#) | [WA-WASH](#)

February 2016

TABLE OF CONTENTS

1. Introduction	1
2. Water and Sanitation situation	2
3. Main accomplishments	4
3.1. Water supply	4
3.2. Sanitation and Hygiene	5
3.3. Food Security	6
3.4. Climate Change	7
3.5. Capacity Building	8
3.6. Gender Mainstreaming	9
4. Conclusion	14

1. Introduction

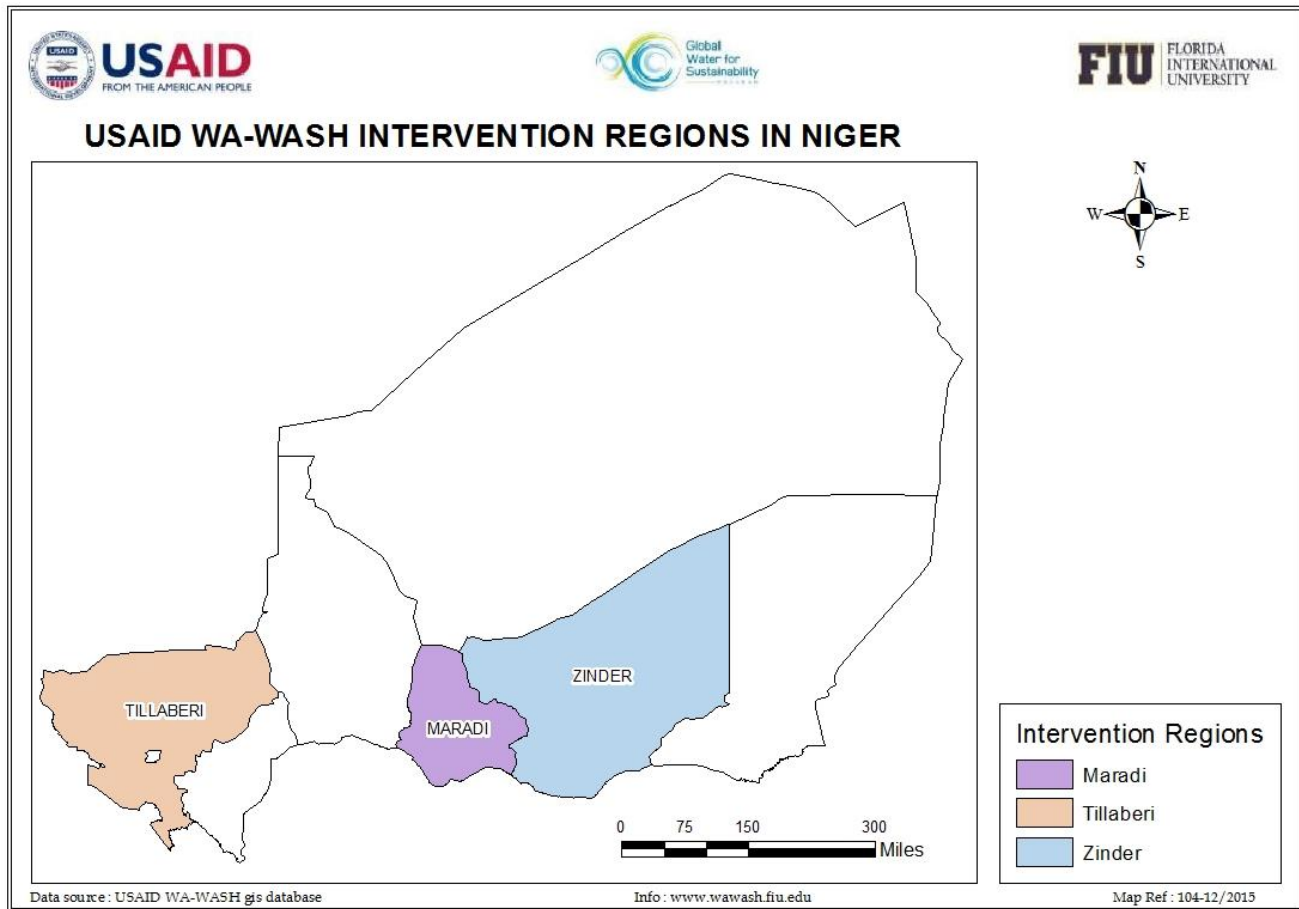
The primary goal of the USAID West Africa Water Supply, Sanitation, and Hygiene Program (USAID WA-WASH) is to increase sustainable access to safe water and sanitation and improve hygiene in West Africa. The objectives of the program are to:

- Support catalytic approaches to accelerate regional access to improved water supply/sanitation services and improved hygiene behaviors.
- Develop and implement improved models for sustainability of rural and peri-urban WASH service delivery that are replicable throughout West Africa.
- Build synergies between WASH interventions and critical USAID/West Africa regional priorities related to food security, climate change, and sustainable resource management.
- Strengthen regional enabling environment and capacity for WASH to achieve WASH MDGs in West Africa.

Under FIU's leadership, several organizations were involved in the implementation of the program in collaboration with local organizations as mention below:

- CARE – USA
 - APDO -Ghana
 - PRUDA- Ghana
- Florida International University (FIU)
 - AfWA- Cote d'Ivoire
 - WSA - Burkina Faso and Ghana
 - SOS - Burkina Faso
 - PROMACO - Burkina Faso
 - BARKA Foundation - Burkina Faso
- International Water and Sanitation Center (IRC) – Netherlands
- Building Partnerships for Development in water and sanitation (BPD) – United Kingdom
- International Water Association (IWA)
- Rainwater Harvesting Implementation Network (RAIN) - Netherland
 - VDS - Burkina Faso
- SKAT Foundation – Switzerland
 - Varena Asso – Burkina Faso
- UNESCO-IHE Institute for Water Education – Netherland
- WaterAid – USA
 - Varena Asso – Burkina Faso
 - VALPRO - Niger
 - Sahel Solidarité – Burkina Faso
 - DEMI-E- Niger
- Winrock International – USA
 - AMB - Burkina Faso
 - OCADES - Burkina Faso

The four-year Program (August 2011-December 2015) is funded by USAID with \$20,000,000. The following sections outline the main accomplishment of the Program since its inception in providing water supply, sanitation, hygiene, food security, climate change, capacity building, and the mainstreaming of gender into development programs. A focus was given to activities implemented in Niger under each section.



2. Water and Sanitation situation

The drinking water sector falls under the auspices of the Ministry of Hydrology and Environment (MHE in French). However, the state has privatized the abstraction, distribution, and selling of drinking water in urban areas; and the Niger Water Utility Company (SEEN in French) is the one in charge of delivering the water services. Drinking water management in rural areas is delivered by private operators and communities. The types of technologies with which the population is served is mainly of cemented or modern wells, boreholes equipped with hand pumps, stand posts, private connections, autonomous water stations, mini water supply systems, and dams. In rural areas, cemented wells and boreholes with hand pumps, are predominantly community-managed (55%), while the delegation of management to private operators, option of MHE since 1999, represents only 43%. According to the Joint Monitoring Program 2013 report, 100% of the urban population had access to improved water facilities as of December 2011 and the percentage of the rural population with access was 39%.

Sanitation is the responsibility of a multitude of public sector actors including the Ministry of Hydrology and Environment. Several ministerial departments are active in the sector, including the Ministry of Public Health, the Ministry of Urbanization, Habitat and Sanitation, and the Ministry of National Education. With respect to sanitation, 34% of the urban population had access to improved facilities, whereas only 4% of rural population had access.

Niger has several key development partners in the water and sanitation sector. Donors provide nearly 90% of the water and sanitation funding. Most donors have focused their support on rural programs. Local authorities of rural jurisdictions rely on donor support financially and technically, as they do not have the funds nor the expertise or experience in water and sanitation projects.

3. Main accomplishments

3.1. Water supply

USAID WA-WASH met or exceeded most of its life-of-project targets in water supply. The Program promoted promising water solutions (low cost boreholes, well-boreholes, hand dug wells with concrete rings, rope pumps, treadle pumps, pole pumps, rain water harvesting, sand dams, small scale piped distribution systems, point of use treatment) to provide reliable access to water for drinking and livelihoods. As a result, 370 water points were installed or rehabilitated within the three countries to provide access to improved drinking water sources for 65,691 people. More specifically, in Niger, the Program has accomplished the following:

- 43 community rope pumps, 2 family rope pump and 7 EMAS pumps installed in Niger for 12,370 individuals.
- Established and trained water point management committees for all installed/rehabilitated water points and ensured water quality testing.
- Point of use water treatment activities were promoted through a community-based approach, with 576 shops and 5,696,000 tablets sold, resulting in 113,920,000 liters of water treated between October 2013 and August 2014. No doubt, this has resulted in less health problems for the beneficiaries.

The table below summarizes water related indicator status as of December 31, 2015.

No	Indicators ¹	LoP target	LoP results as of December 31, 2015	% LoP Target achieved	LoP target Niger	LoP results Niger
IN.02	Number of people gaining access to an improved drinking water source*	57,700	65,691	114%	10,000	12,370
IN.12	Percent of women who correctly use the household water treatment product in the targeted areas of the Program	54%	62%	115%	60%	89%
IN.19	Percent of community level Water Users Associations (WUA) with at least 40% female membership	80%	91%	114%	80%	100%
IN.32	Number of water related enterprises receiving technical training or business development service training	22	29	132%	12	12
IN.46	Percent of households using an improved drinking water source*	85%	87%	102%	80%	96%
IN.48	Number of households (in target areas) with increased availability of water for multiple uses	5,326	7,621	143%	2,006	3,135

¹ Indicators marked with an asterisk (*) are mandatory

3.2. Sanitation and Hygiene

Sanitation activities took place in all three countries with 318 communities triggered for community-led total sanitation (CLTS). Accordingly, 8,295 household latrines constructed within the three countries. Within the three countries, 521 sanitation stakeholders were trained including masons, facilitators, natural leaders, teachers, government officials, and technical services. As a result of these activities, 21 communities were certified-ODF in Niger and 23 additional communities were certified-ODF in Ghana. Finally, hygiene promotion activities resulted in an increase of the total number of hand washing stations with soap to 5,863 within the three countries. More specifically, in Niger, the Program has accomplished the following:

- 25 communities were triggered for community-led total sanitation
- 1,970 household latrines constructed
- 1,768 hand-washing stations with soap installed

Further monitoring will be necessary to document the sustainability of the no-subsidy approach promoted in Ghana in order to inform policy making in Burkina Faso and other countries where latrine constructions require subsidies. The table below summarizes sanitation and hygiene related indicator status as of December 31, 2015.

No	Indicators ²	LoP target	LoP results as of September 30, 2015	% LoP Target achieved	LoP target Niger	LoP results Niger
IN.05	Number of communities certified as “open defecation free” (ODF) as a result of USG assistance	69	44	64%	4	21
IN.07	Number of people gaining access to an improved sanitation facility*	39,124	62,625	160%	5,974	13,523
IN.09	Percent of households with soap and water at a hand washing station commonly used by family members	33%	48%	145%	25%	28%
IN.17	Number of new policies, laws, agreements, regulations, or investment agreements (public or private) implemented that promote access to improved water supply and sanitation*	6	5	83%	1	0
IN.47	Percent of households using an improved sanitation facility*	29%	55%	190%	70%	63%

² Indicators marked with an asterisk (*) are mandatory

3.3. Food Security

USAID WA-WASH food security activities concentrated on conservation farming, climate smart agriculture, gardening, moringa production, cassava production, and poultry production. In support of these activities, 5,855 agricultural producers received short-term agricultural sector productivity or food security training in Burkina Faso, Ghana, and Niger. In all three countries, the program promoted adapted production approaches to increase agricultural production, resulting in 2,549 farmers applying best agronomic practices. Furthermore, the Program evaluated various food security activities to gauge their impacts on the target communities. These activities include conservation farming, climate smart agriculture, moringa production; and rainy season onion. More specifically, in Niger, the Program has accomplished the following:

- 1,098 producers trained in gardening in Niger
- 162 producers applied the techniques learned

The table below summarizes food security related indicator status as of December 31, 2015.

No	Indicators ³	LoP target	LoP results as of Dece, 2015	% LoP Target achieved	LoP target Niger	LoP results Niger
IN.52	Number of farmers and others who have applied new technologies or management practices as a result of USG assistance*	1,009	2,549	253%	148	162
IN.53	Number of individuals who have received USG supported short-term agricultural sector productivity or food security training*	3,137	5,855	187%	879	1,098

³ Indicators marked with an asterisk (*) are mandatory

3.4. Climate Change

Trainings on climate vulnerability and capacity analysis and community based adaptation tools and frameworks were held by USAID WA-WASH. Climate vulnerability assessments were carried out in 26 communities within the three countries. Accordingly, 26 community based adaptation plans were developed and validated at the community level. This exercise helped participants and community members to design and develop micro-projects on climate change. The program also trained 246 decision-makers within the three countries on the importance to integrate climate risks and adaptation into development strategies. As a result of the climate change related trainings, 5,657 stakeholders have increased capacity to adapt to the impacts of climate variability and change in the target countries. More specifically, in Niger, the Program has accomplished the following:

- 8 climate vulnerability assessments conducted and the resulting community based adaptation plans were validated and shared with the target municipalities for incorporation in their respective local development plans
- 68 decision-makers trained on integrating climate risks and adaptation into development strategies

The table below summarizes climate change related indicator status as of December 31, 2015.

No	Indicators ⁴	LoP target	LoP results as of December 31, 2015	% LoP Target achieved	LoP target Niger	LoP results Niger
IN.26	Number of people receiving training in global climate change as a result of USG assistance	671	2,165	323%	142	704
IN.27	Number of stakeholders with increased capacity to adapt to the impacts of climate variability and change as a result of USG assistance*	1,665	5,657	340%	221	1,813
IN.28	Number of climate vulnerability assessments conducted as a result of USG assistance*	25	27	108%	8	8
IN.29	Number of stakeholders using climate information in their decision making as a result of USG assistance*	115	122	106%	30	36

⁴ Indicators marked with an asterisk (*) are mandatory

3.5. Capacity Building

Major accomplishments were also recorded for capacity building, an important component of the Program’s sustainability strategy. Since 2012, over 21,318 stakeholders including masons, hygienists, drillers, pump manufacturers, local NGOs, local authorities, decision-makers, farmers, women’s groups, students, faculty members, etc., benefited from capacity building interventions provided by USAID WA-WASH within the three target countries. A total of 153 people from 15 countries and 38 academic institutions interned with the program. These students and young professionals have been able to find employment or a continuing their education after their internship ended. In addition, the program has 60 scholarship students in Burkina Faso, Ghana and Niger enrolled in Master’s programs related to USAID WA-WASH’s thematic areas. Further, USAID WA-WASH trained 22 staff members from Burkina Faso and Ghana water management agencies in Florida on water resources management. Thirty-nine instructors were trained on adult teaching and 11 faculty members from West African universities were trained on the development of WASH modules and curriculum enhancement. USAID WA-WASH also organized a WASH professional development forum for the benefit of 291 students in Burkina Faso and Ghana. Finally, 247 WASH practitioners received training on WASH governance in Burkina Faso and Ghana and 4,354 people, including water related enterprises, masons, hygienists, CLTS facilitators, water management committee members, water and sanitation committee members, local authorities, local NGOs, etc., benefited from trainings in WASH conducted by the Program.

More specifically, in Niger, the Program has accomplished the following:

- 11 scholarships were awarded to students enrolled in Master’s programs related to USAID WA-WASH’s thematic areas
- 369 people, including water related enterprises, masons, hygienists, CLTS facilitators, water management committee members, water and sanitation committee members, local authorities, local NGOs, etc., benefited from trainings in WASH conducted by the Program

The table below summarizes capacity building related indicator status as of December 31, 2015.

No	Indicators	LoP target	LoP results as of December 31, 2015	% LoP Target achieved	LoP target Niger	LoP results Niger
IN.18	Number of NGO/local/national/regional governments that benefit from capacity building interventions	201	418	208%	11	12
IN.35	Number of people receiving training in WASH as a result of USG assistance	2,161	4,354	201%	304	369
IN.37	Number of WASH modules (group modules, etc.) developed by academic institutions	6	3	50%	2	1

3.6. Gender Mainstreaming

USAID WA-WASH gender mainstreaming and promotion activities resulted in the review of countries' national policies and strategies on gender and WASH policies within West Africa and the involvement of women in water point management committees. Further, 492 female leaders from MUS committees, VSLA groups and WATSAN committees, received training on leadership and 80 male gender champions were trained on local gender advocacy in Burkina Faso and Ghana. The Program's gender advocacy strategy resulted in 569 women gaining access to plots for gardening and most water point management committees having at least 40% of women membership within the three countries. The program also identified 40 male gender champions and established 10 drama groups to support gender related activities in Ghana. USAID WA-WASH supported the establishment of 203 village savings and loan associations and 7,198 people were trained on mainstreaming gender into WASH within the three countries.

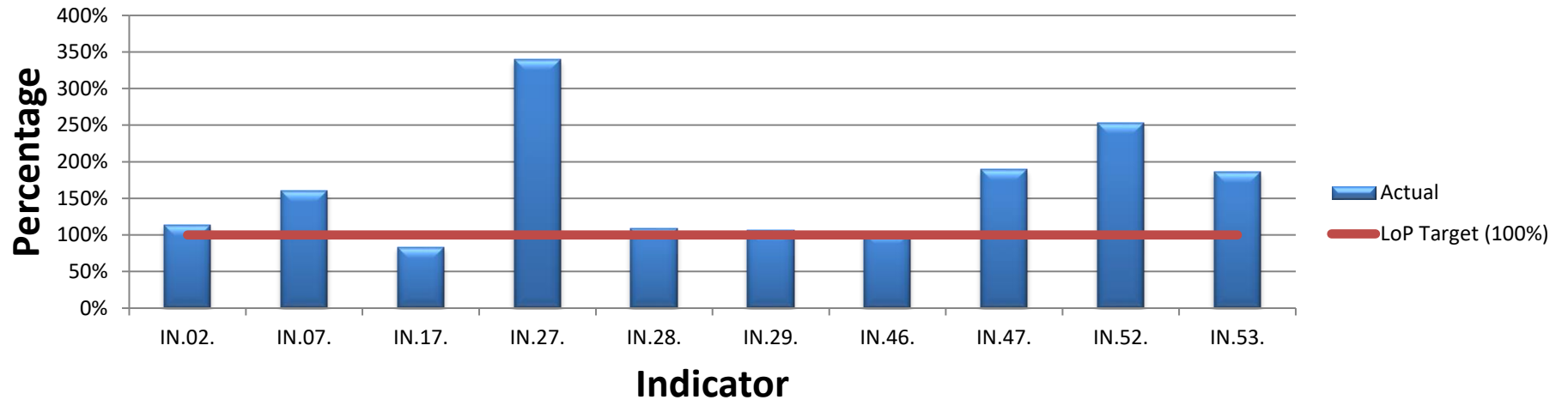
More specifically, in Niger, the Program has accomplished the following:

- 126 women gained access to plots for gardening in Niger
- 43 village savings and loan associations (VSLAs) groups were established

The table below summarizes gender related indicator status as of December 31, 2015.

No	Indicators	LoP target	LoP results as of December 31, 2015	% LoP Target achieved	LoP target Niger	LoP results Niger
IN.19	Percent of community level Water Users Associations (WUA) with at least 40% female membership	80%	91%	114%	80%	100%
IN.39	Number of gender specific actions into WA-WASH plans developed and implemented	22	32	145%	6	6
IN.40	Number of people trained in mainstreaming gender into WASH	319	7,198	2,256%	57	943

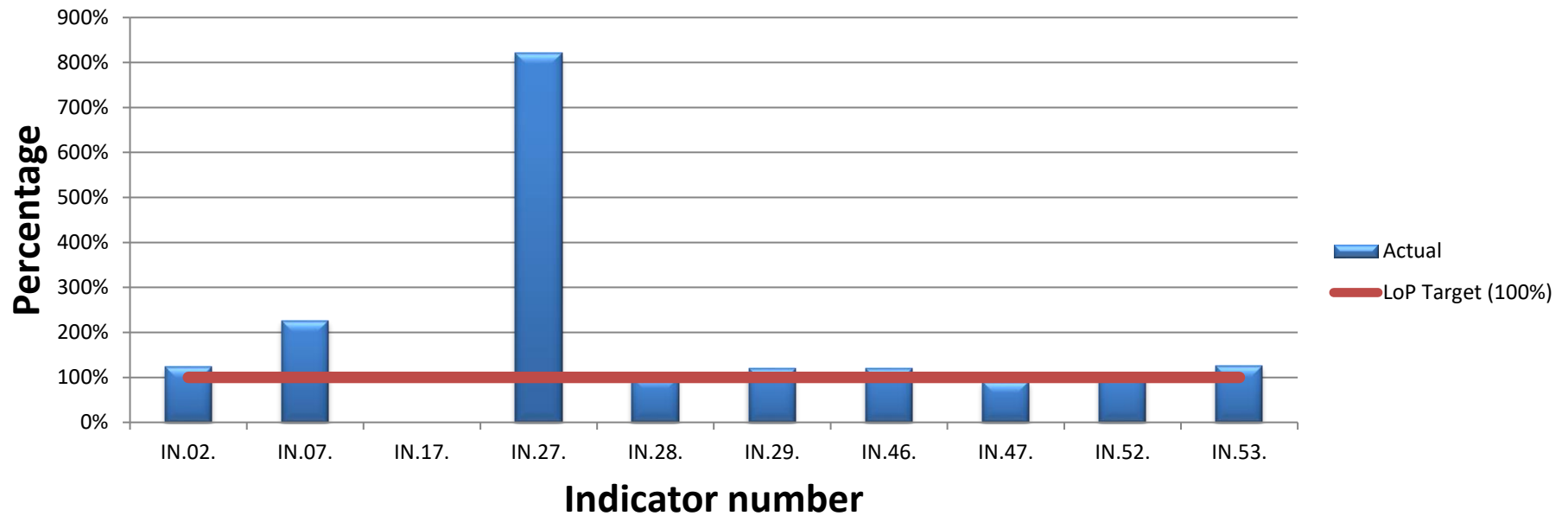
USAID WA-WASH 10 MANDATORY INDICATORS STATUS



Legend

IN.02.	Number of people gaining access to an improved drinking water source
IN.07.	Number of people gaining access to an improved sanitation facility
IN.17.	Number of new policies, laws, agreements, regulations, or investment agreements implemented that promote access to improved water supply and sanitation
IN.27.	Number of stakeholders with increased capacity to adapt to the impacts of climate variability and change as a result of USG assistance
IN.28.	Number of climate vulnerability assessments conducted as a result of USG assistance
IN.29.	Number of stakeholders using climate information in their decision making as a result of USG assistance
IN.46.	Percent of households using an improved drinking water source
IN.47.	Percent of households using an improved sanitation facility
IN.52.	Number of farmers and others who have applied new technologies or management practices as a result of USG assistance
IN.53.	Number of individuals who have received USG supported short-term agricultural sector productivity or food security training

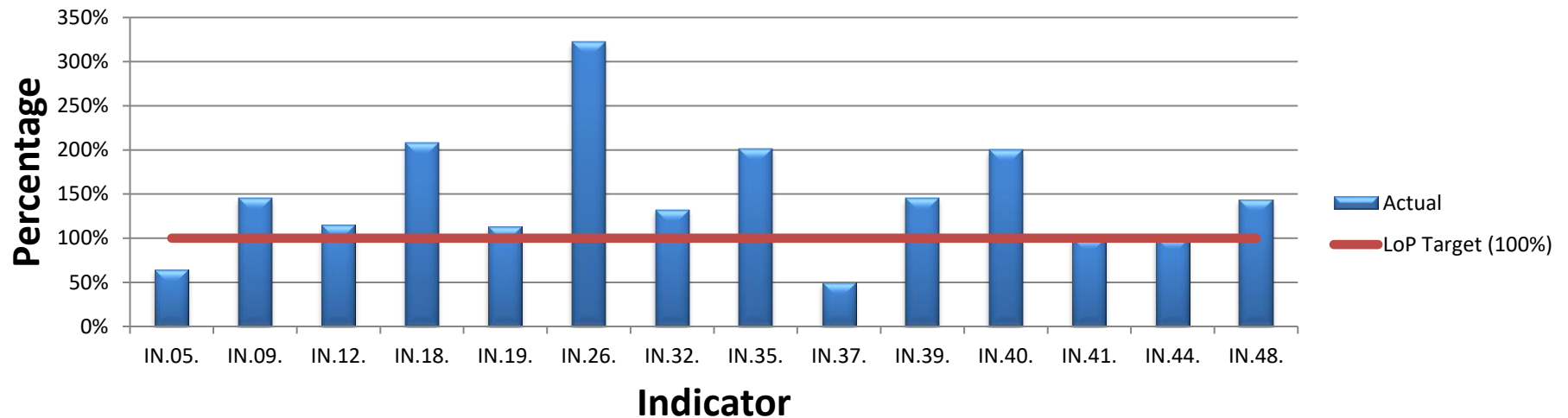
USAID WA-WASH 10 MANDATORY INDICATORS STATUS FOR NIGER



Legend

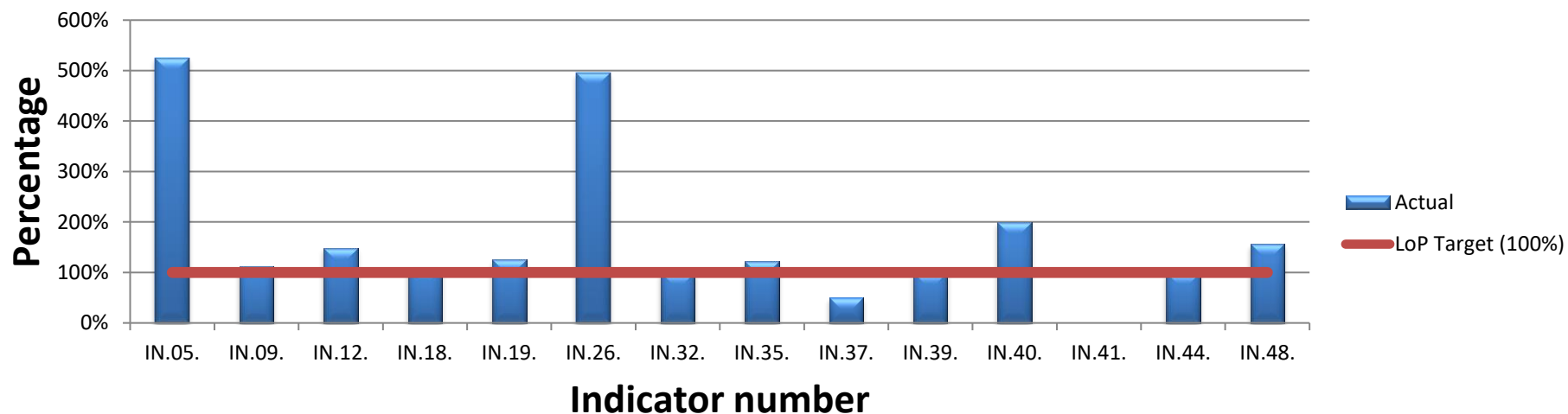
IN.02.	Number of people gaining access to an improved drinking water source
IN.07.	Number of people gaining access to an improved sanitation facility
IN.17.	Number of new policies, laws, agreements, regulations, or investment agreements implemented that promote access to improved water supply and sanitation
IN.27.	Number of stakeholders with increased capacity to adapt to the impacts of climate variability and change as a result of USG assistance
IN.28.	Number of climate vulnerability assessments conducted as a result of USG assistance
IN.29.	Number of stakeholders using climate information in their decision making as a result of USG assistance
IN.46.	Percent of households using an improved drinking water source
IN.47.	Percent of households using an improved sanitation facility
IN.52.	Number of farmers and others who have applied new technologies or management practices as a result of USG assistance
IN.53.	Number of individuals who have received USG supported short-term agricultural sector productivity or food security training

USAID WA-WASH 14 CUSTOM INDICATORS STATUS



Legend	
IN.05.	Number of communities certified as “open defecation free” (ODF) as a result of USG assistance
IN.09.	Percent of household with soap and water at a hand washing station commonly used by family members
IN.12.	Percent of women correctly use the household water treatment product in the targeted areas of the project
IN.18.	Number of NGO/local/national/regional governments that benefit from capacity building interventions
IN.19.	Percent of community level Water Users Associations (WUA) with at least 40% female membership
IN.26.	Number of people receiving training in global climate change as a result of USG assistance
IN.32.	Number of water related enterprise receiving technical training or business development service training
IN.35.	Number of people receiving training in WASH as a result of USG assistance
IN.37.	Number of WASH modules (group modules, etc.) developed by academic institutions
IN.39.	Number of gender specific actions into WA-WASH plans developed and implemented
IN.40.	Number of people trained in mainstreaming gender into WASH
IN.41.	Number of institutional partnerships created as a result of USG assistance
IN.44.	Number of successfully implemented action plans developed and revised by partnership practitioners
IN.48.	Number of households (in target areas) with increased availability of water for multiple uses

USAID WA-WASH 14 CUSTOM INDICATORS STATUS FOR NIGER



Legend

IN.05.	Number of communities certified as “open defecation free” (ODF) as a result of USG assistance
IN.09.	Percent of household with soap and water at a hand washing station commonly used by family members
IN.12.	Percent of women correctly use the household water treatment product in the targeted areas of the project
IN.18.	Number of NGO/local/national/regional governments that benefit from capacity building interventions
IN.19.	Percent of community level Water Users Associations (WUA) with at least 40% female membership
IN.26.	Number of people receiving training in global climate change as a result of USG assistance
IN.32.	Number of water related enterprise receiving technical training or business development service training
IN.35.	Number of people receiving training in WASH as a result of USG assistance
IN.37.	Number of WASH modules (group modules, etc.) developed by academic institutions
IN.39.	Number of gender specific actions into WA-WASH plans developed and implemented
IN.40.	Number of people trained in mainstreaming gender into WASH
IN.41.	Number of institutional partnerships created as a result of USG assistance
IN.44.	Number of successfully implemented action plans developed and revised by partnership practitioners
IN.48.	Number of households (in target areas) with increased availability of water for multiple uses

4. Conclusion

Since its inception in 2011, USAID WA-WASH partners have designed and implemented their activities with sustainability in mind. The following approaches have been employed since the beginning of the USAID WA-WASH Program to ensure the sustainability of its activities: access to water and sanitation using low-cost technologies; capacity building across the WASH sector; community ownership; promotion of the private sector; partnership with local NGOs; and buy-in from government. Notably, the Program has worked with more than 13 local NGOs since its inception, including PROMACO, ANIMAS-SUTURA, NODEF, APDO, DEMI-E, SOS Sahel, AMB Koudougou, OCADES Dedougou, Barka Foundation, Association des Volontaires pour le Développement au Sahel, PRUDA, Water, and Sanitation for Africa (WSA) and ASUDEC. An additional sustainability strategy is to leverage funds from non-US government donors. In total, USAID WA-WASH has raised \$5,927,493 in matching or leveraged funds against a USG contribution of \$1,621,452 for a total program investment of \$20,000,000.

Finally, many USAID WA-WASH activities were designed to be implemented in four phases over the life of the Program: pilot, adjust, scale up, and share lessons learned. This approach allowed the program to focus on achieving its objectives in early years and transition activities to local actors in later years. As the four-years of the program have ended, we believe that the lessons learned from the implementation of the USAID WA-WASH can be beneficial to a number of WASH stakeholders and the scaling-up our field activities can be accomplished in a sustainable way given the conscious investment made to ensure the sustainability of all the Program's activities. To ensure that the WASH sector as a whole addresses the need of the rural and urban population it is critical that the institutional and human capacity of the major WASH regional institutions be enhanced for them to contribute to the sector.